



SIGSPATIAL 2021

Virtual Conference Guidelines for **Registered Attendees**

Registered attendees will receive a passcode for attending the conference. The passcode will be universal across all sessions and workshops. You will need to use **Zoom**, **Slack** and **gather.town** for attending the conference.

Setup

Install Zoom

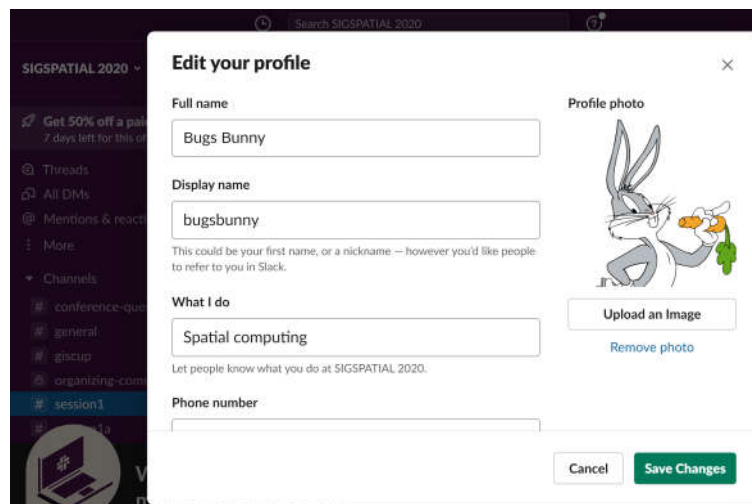
If you never use Zoom before, download and install Zoom at <https://zoom.us/download>.

Install Slack

If you have not yet, install Slack and sign up the SIGSPATIAL 2021 Slack workspace at

https://join.slack.com/t/sigspatial2021/shared_invite/zt-xihktpc6-664YkWn21Rcl4~Zv32XFBw

Create your “Badge” in Slack: In the SIGSPATIAL 2021 Slack workspace, click the icon on the top right corner, click “Edit profile” below your name on the right to edit your profile. Change your Display name to: [Your Name], and upload a profile picture if you will.



Joining the Conference

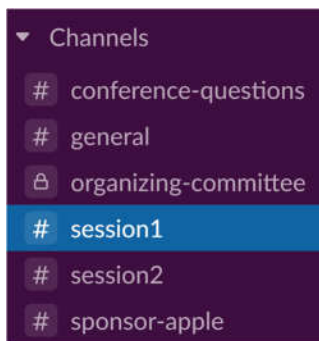
Enter Zoom Meeting/Webinar

While the main conference will be in Zoom webinar mode (only promoted panelists can speak), some sessions or workshops will be using a meeting mode (everybody can speak).

To enter the Zoom meeting for the session you plan to attend, please navigate to the program on the conference website and identify the day and the session, and click the Zoom button.

Log in to Slack Channel

Log in to Slack at sigspatial2021.slack.com. Enter the session channel on the left menu. The session number is available in the program. You can ask questions at the current session.



If you have any general questions about the conference, you can ask at the **#conference-questions** channel.

During the Conference

Ask Questions

At any time during a session, you can ask questions during each talk using the “Q&A” menu in the Zoom webinar during the main conference.

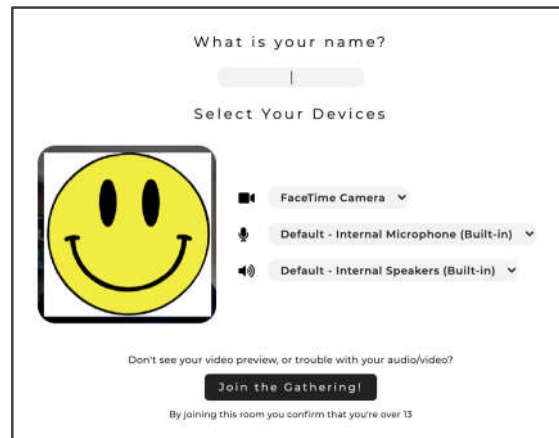
If you are attending a workshop or a session and the Zoom mode is a meeting instead of a webinar, you can ask questions using the Zoom chat window or turn on your microphone and video. The speaker of the talk will answer the questions as time allows.

Feel free to use Slack to continue the conversation with the authors and audience after the Q & A session concludes.

If you have any questions for the volunteer (technique host) or the session chair, please use the Zoom chat window to send your questions privately.


Socialize with Gather Town


During session breaks, enter the social space with the gather.town link of the conference. Type in your name in the field under “What is your name” and click the “Join the Gathering!” button to join the meeting session.




What is your name?
|

Select Your Devices

 FaceTime Camera ▾

 Default - Internal Microphone (Built-in) ▾


 Default - Internal Speakers (Built-in) ▾

Don't see your video preview, or trouble with your audio/video?

Join the Gathering!

By joining this room you confirm that you're over 13

You can walk around and talk with a person if the distance is close enough, with the cameras on. You may see interactable objects, such as poster images and documents, which will be highlighted when you approach them. Press “x” on your keyboard to interact.



Enjoy the Conference!

Useful Info

Questions?

- Send an email to sigspatial2021@gmail.com.

- Use the **#conference-questions** Slack channel

Useful links

- <https://sigspatial2021.sigspatial.org/> - Online conference website
- <https://sigspatial2021.slack.com/> - Conference Slack space